



BD Boost Fooler

| Part # | Application |
|----------------|--|
| 1515931 | 1998-2000.5 - Dodge Cummins (Tri Plug) |
| 1515932 | 2001 – Dodge Cummins (Flat Plug) |
| 1515933 | 2002 – Dodge Cummins (Flag Plug w/adaptor) |

Please read this manual before starting installation.

NOTE: Unless this product has been identified with a CARB # it is only legal in California for racing vehicles which may never be used upon a highway

BD Engine Brake Inc.

Plant Address: 33541 MacLure Rd. Abbotsford, BC, Canada V2S 7W2

U.S. Shipping Address: 88-446 Harrison St, Sumas, WA 98295 U.S. Mailing Address: P.O. Box 231, Sumas, WA 98295

Phone: 604-853-6096 | Fax: 604-853-8749 | Internet: www.bd-power.com


Recommend Products

| Part | Part# |
|--|--------------|
| Adjustable Wastegate (1998 HX35) | 1047150 |
| Adjustable Wastegate (1999-02 HX35 only) | 1047151 |
| Adjustable Wastegate Control (X Hook – HY35) | 1045991 |

The adjustable wastegate will allow you to create more boost by eliminating boost creep and having better control of the turbocharger boost. Set it, and forget it.

Installation

Locate the boost electrical connection. It is located on the drivers side of the engine near the back by cylinder 5.



BD Engine Brake Inc.

Plant Address: 33541 MacLure Rd. Abbotsford, BC, Canada V2S 7W2

U.S. Shipping Address: 88-446 Harrison St, Sumas, WA 98295 U.S. Mailing Address: P.O. Box 231, Sumas, WA 98295

Phone: 604-853-6096 | Fax: 604-853-8749 | Internet: www.bd-power.com

2001-2002 Cummins MAP Sensor Location



Note: The 2002 Cummins motor will have white/grey locking plug in same position.

- Disconnect the factory plug from the sensor. Note that on 2002 vehicles you will need to remove the red locking pin, and then press down on the MAP sensor pug to release it from the sensor.
- Insert the BD Boost Fooler between sensor and factory wiring harness.
- Reconnect all connections.

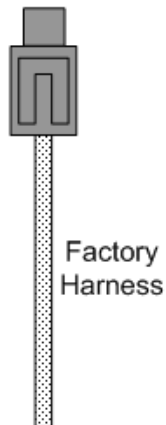
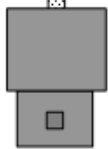
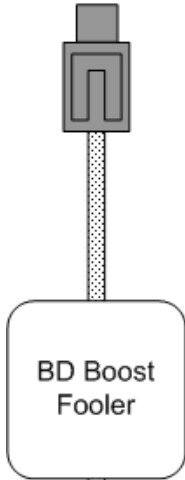
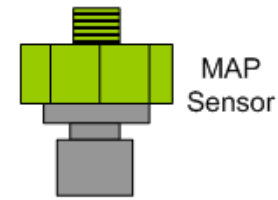
BD Engine Brake Inc.

Plant Address: 33541 MacLure Rd. Abbotsford, BC, Canada V2S 7W2

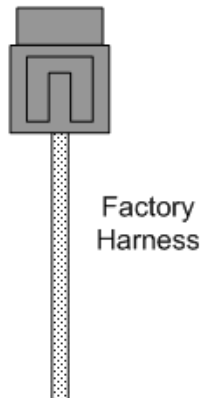
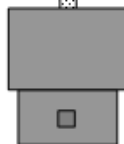
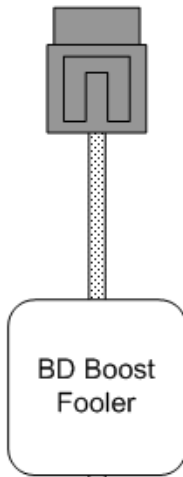
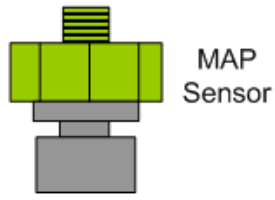
U.S. Shipping Address: 88-446 Harrison St, Sumas, WA 98295 U.S. Mailing Address: P.O. Box 231, Sumas, WA 98295

Phone: 604-853-6096 | Fax: 604-853-8749 | Internet: www.bd-power.com

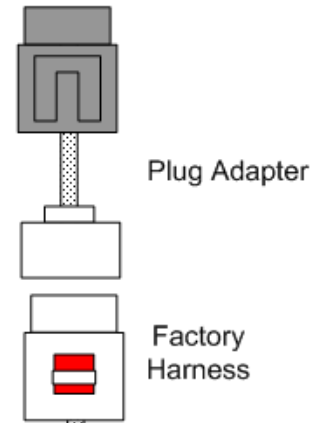
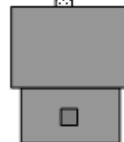
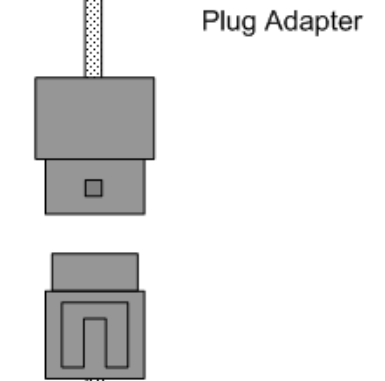
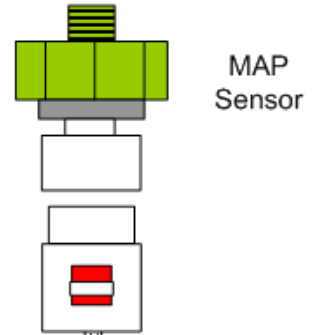
**1998-2000.5
#1515931**



**2001
#1515932**



**2002
#15915933**



BD Engine Brake Inc.

Plant Address: 33541 MacLure Rd. Abbotsford, BC, Canada V2S 7W2

U.S. Shipping Address: 88-446 Harrison St, Sumas, WA 98295 U.S. Mailing Address: P.O. Box 231, Sumas, WA 98295

Phone: 604-853-6096 | Fax: 604-853-8749 | Internet: www.bd-power.com

Questions?

If you have any technical concerns or questions about this product, please contact our Technical Support hotline at (800) 887-5030, between 8:30am-5:30pm Pacific Standard Time (PST), Monday to Friday. Or, you can post a topic on our informative on-line technical forum, located at <http://www.bd-power.com/>.

BD Engine Brake Inc.

Plant Address: 33541 MacLure Rd. Abbotsford, BC, Canada V2S 7W2

U.S. Shipping Address: 88-446 Harrison St, Sumas, WA 98295 U.S. Mailing Address: P.O. Box 231, Sumas, WA 98295

Phone: 604-853-6096 | Fax: 604-853-8749 | Internet: www.bd-power.com